



HYDRAULIC MEGASTORE

FT 290



MATERIALS

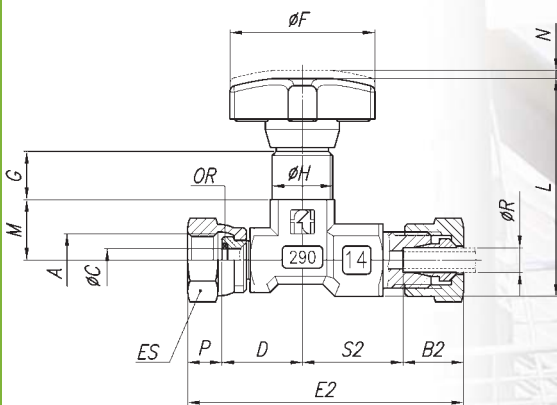
BODY	9 S MN Pb 23 - UNI 5105 - PRESS FORG.
NEEDLE	35 S MN Pb 23 - UNI 5105 - BURNISHED
OR	NITRILE
ANTIEXTRUSION RING	PTFE
HANDWHEEL	NYLON 66

All components are surface treated and protected

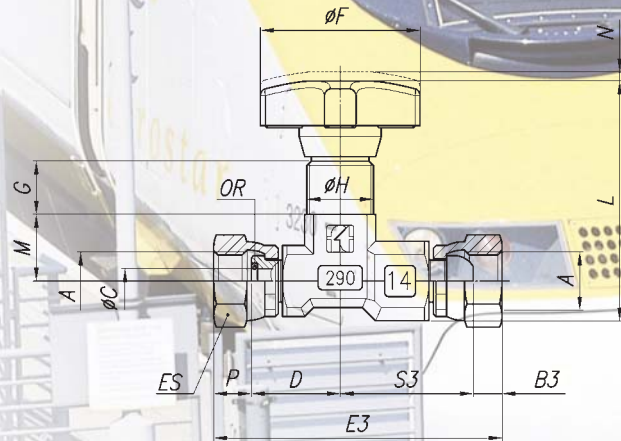
SPECIAL VERSIONS
ONLY FOR TYPE 14
SUPPLIED ON REQUEST
FOR QUANTITIES OF
AT LEAST 200 PIECES

CODE FT 290-01
CONNECTION: FEMALE-FEMALE

CODE FT 290-05
CONNECTION FLEXIBLE PIPES DIN 3861 - DIN 7611



CODE FT 290-04
CONNECTION RIGID PIPES - DIN 2353



DIMENSIONS

A	B1	B2	B3	ØC	D	E1	E2	E3	ØF	G	H	L	M	N	P	R	S1	S2	S3	OR	ES	WEIGHT KG
1/4" G	11	15	6,5	5,6	20	54,5	69,5	66	34	12	M15x1	53	15	2	8,5	6	25	25	30	2108	18	ø10,125
																						ø40,150
																						ø50,145



GAUGE ISOLATOR NEEDLE VALVES IN LINE

The FT290 isolator needle valves (in line) are normally used to protect the pressure gauge since they have the double function of dampening pressure surge during opening and of isolating the pressure gauge entirely. Pressed in high-resistance steel, protected by an accurate treatment, subjected to strict tests, they ensure reliability and long life. A rotating swivel nut allows for accurate pressure gauge orientation. The sealing, standard supplied, and inserted in the nut, prevents any drawing between the connection and the gauge.

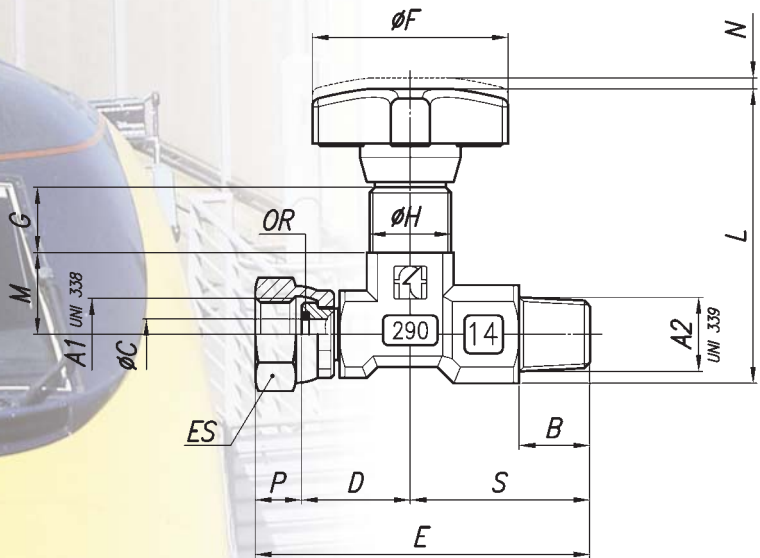
For pressure gauge with taper threads, it will be necessary to use copper washers FT 1201 shown on page 182 of this catalogue (to be requested separately). Suitable for pressure up to 400 bar and temperature from -20° to +100° they can be panel mounted by use of log nut (G), supplied on request.

On request

- Versions with connections female/female (01)
- For rigid pipes (04)
- For flexible pipes (05)
- Seals in Viton (V)
- Complete with lock nut (G). Indicate whether KM or hexagonal
- Version in AISI 316 code FT 2290



FT 290



DIMENSIONS

TYPE	A1 UNI 338	A2 UNI 339	B	ØC	D	E	ØF	G	H	L	M	N	P	S	OR	ES	WEIGHT KG
1 4	1/4"G	1/4"Gc	13	5,6	20	61,5	34	12	M15x1	53	15	2	8,5	33	2018	18	0,125
1 2	1/2"G	1/2"Gc	16	6,5	32	83	40	12,5	M20x1	82,5	19	6	11	40	2021	27	0,413

EXAMPLE FOR ORDERING

CODE	TYPE F/F	CONNECTION	PANEL LOCK NUT	VITON SEAL
FT 290	14	01	G	V
FT 290	12	-	G	-



HYDRAULIC MEGASTORE

FT 291

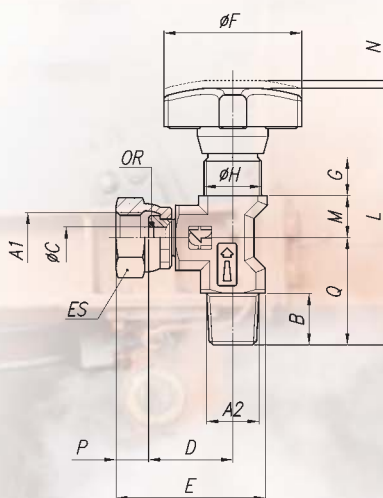


MATERIALS

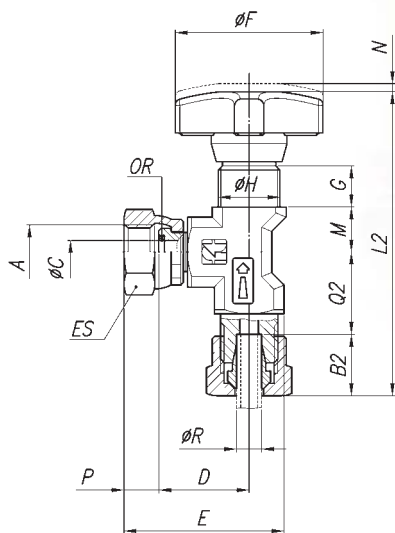
BODY	9 S MN Pb 23 - UNI 5105 - PRESS FORG.
NEEDLE	35 S MN Pb 23 - UNI 5105 - BURNISHED
OR	NITRILE
ANTIEXTRUSION RING	PTFE
HANDWHEEL	NYLON 66

All components are surface treated and protected

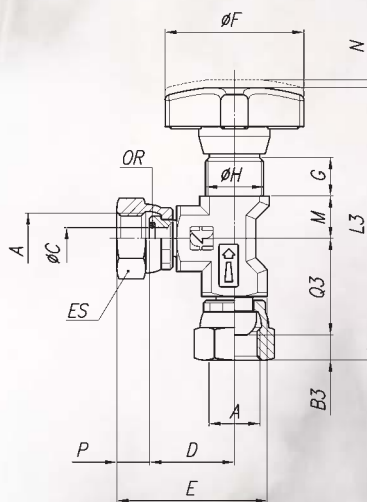
SPECIAL VERSIONS
SUPPLIED ON REQUEST
FOR QUANTITIES OF
AT LEAST 200 PIECES



CODE FT 291-01
CONNECTION FEMALE/FEMALE



CODE FT 291-04
CONNECTION RIGID PIPES - DIN 2353



CODE FT 291-05
CONNECTION FLEXIBLE PIPES DIN 3861 - DIN 7611

DIMENSIONS

A	B1	B2	B3	ØC	D	E	ØF	G	H	L1	L2	L3	M	N	P	Q1	Q2	Q3	R	ES	OR	PESO KG
1/4" G	11	15	6,5	5,6	22	40	34	10	M15x1	65	73	69,5	11	2	9,5	27	20	25	6	18	2018	010,125
																						040,135
																						050,130



HYDRAULIC MEGASTORE



GAUGE ISOLATOR NEEDLE VALVES 90° ANGLE

The isolator needle valves FT 291 (90° angle) are normally used to protect the pressure gauge since they have the double function of dampening pressure surge during opening and of isolating the pressure gauge entirely. Pressed in high-resistance steel, protected by an accurate treatment, subjected to strict tests, they ensure reliability and long life.

A rotating swivel nut allows for accurate pressure gauge orientation.

The sealing, standard supplied, and inserted in the nut, prevents any drawing between the connection and the gauge.

For pressure gauge with taper threads, it will be necessary to use copper washers FT 1201 shown on page ??? of this catalogue (to be requested separately).

Equipped with connectors Ft 299-24 (see page 103), they also allow the connection with attack of 1/2" Gas (as alternative it is advisable the use of the series FT 290-12).

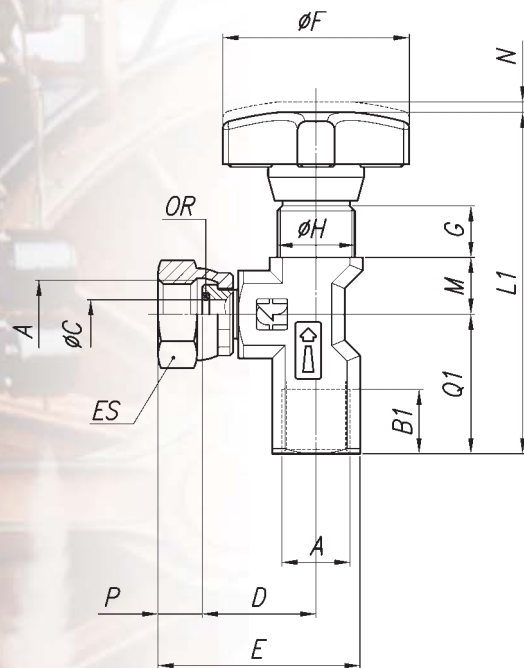
Suitable for pressure up to 400 bar and temperature from -20° to +100° they can be panel mounted by use of log nut (G), supplied on request.

On request

- Versions with connections female/female (01)
- For rigid pipes (04)
- For flexible pipes (05)
- Seals in Viton (V)
- Complete with lock nut (G). Indicate whether KM or hexagonal
- Version in AISI 316 code FT 2291



FT 291



DIMENSIONS

TYPE	A1 UNI 338	A2 UNI 339	B	∅C	D	E	∅F	G	H	L	M	N	P	Q	ES	OR	WEIGHT KG
1 4	1/4" G	1/4" G _c	13,5	5,6	22	40	34	10	M15x1	66	11	2	8,5	28	18	2018	0,105

EXAMPLE FOR ORDERING

CODE	CONNECTION FEMALE FEMALE	PANEL RING NUT	VITON SEAL
FT 291	01	G	V