

# SFP+a

ELESA original design

## Breather caps with splash guard and flat dipstick



### Material

Polyamide based (PA) technopolymer. Resistant to solvents, oils, greases and other chemical agents.

- Cover: RAL 2004 orange, semi-matte finish, marked "OIL".

- Threaded connector: black, semi-matte finish.

### Packing ring

NBR synthetic rubber.

### Flat dipstick

Flat section phosphatised steel.

On request and for sufficient quantities dipstick can be supplied in different lengths and/or complete with MAX-MIN level lines.

### Splash guard

Technopolymer.

### Standard executions

- **SFP+a**: without air filter (black splash guard).

- **SFP+F+a**: D = 31, 42 and 57 with "tech-fill" air filter in zinc-plated steel wire (orange splash guard); D = 70 with "tech-foam" air filter in polyurethane foam mesh (polyester base), air filtration 40 µ (grey splash guard).

- **SFP.70-BA+F+a**: with "tech-foam" air filter in polyurethane foam mesh (polyester base), air filtration 40 µ (grey splash guard).

Zinc-plated steel sheet bayonet.

Chrome-plated steel safety chain.

### Maximum continuous working temperature

100°C.

### Features and applications

SFP+a breather caps come complete with splash guard device (ELESA originale design) that prevents oil loss and are particularly suitable for use where oil is violently agitated and could be splashed against the breather cap.

### Technical data

Air flow rate for each model can be determined from the graph calculating the difference between the pressure inside and outside the reservoir.

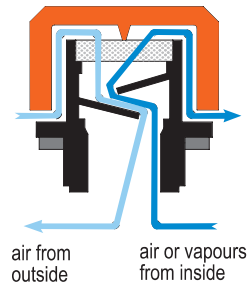
### Special executions on request

- Cover, RAL 2004 orange, without "OIL" mark.

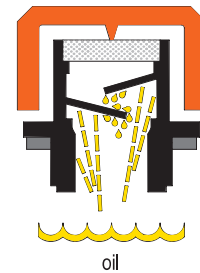
- Black cover with or without "OIL" mark.



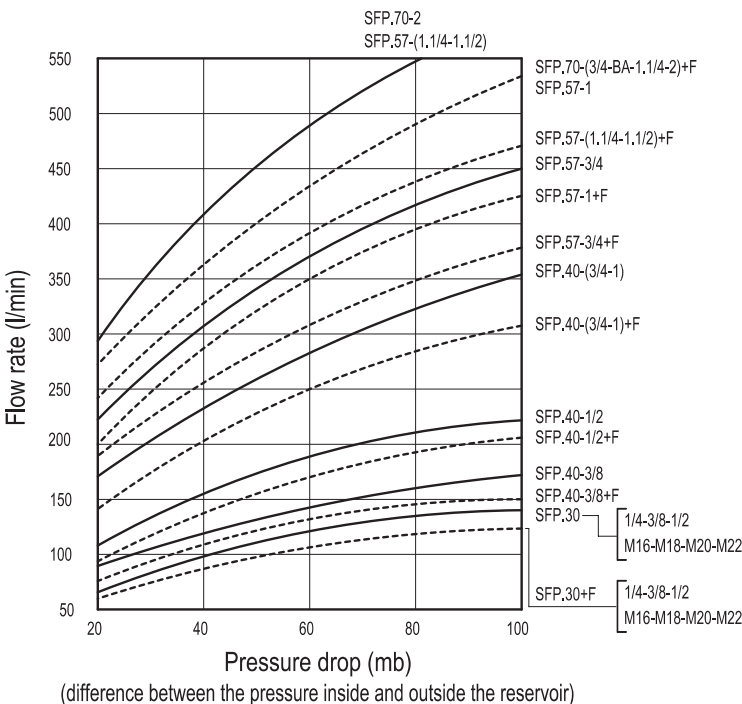
Operating layout

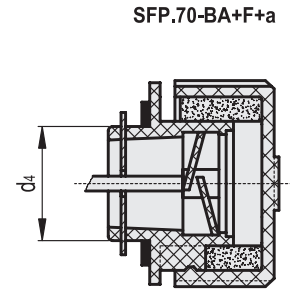
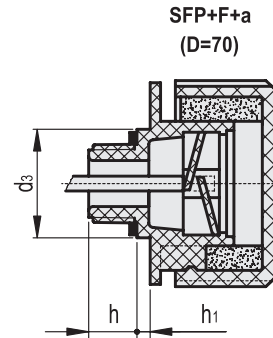
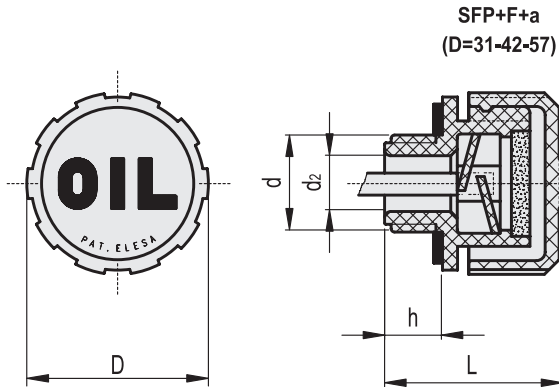
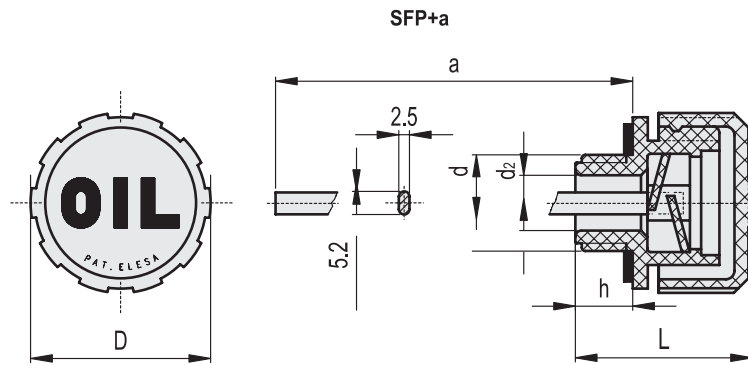


air from outside      air or vapours from inside



oil





**SFP+a**

Code	Description	d	D	L	d <sub>2</sub>	h	a	⚖
53946	SFP.30-16x1.5+a	M16x1.5	31	29.5	10	9.5	188	30
53966	SFP.30-18x1.5+a	M18x1.5	31	29.5	10	9.5	188	30
53983	SFP.30-20x1.5+a	M20x1.5	31	29.5	12	9.5	188	31
53993	SFP.30-22x1.5+a	M22x1.5	31	29.5	12	9.5	188	31
53936	SFP.30-1/4+a	G 1/4	31	29.5	8	9.5	188	30
54011	SFP.30-3/8+a	G 3/8	31	29.5	10	9.5	188	30
54111	SFP.30-1/2+a	G 1/2	31	29.5	12	9.5	188	30
54211	SFP.40-3/4+a	G 3/4	42	36.5	18	11.5	184	42
54311	SFP.40-1+a	G 1	42	36.5	18	11.5	184	44
54411	SFP.57-1¼+a	G1 1/4	57	44	32	16	184	63
54511	SFP.57-1½+a	G1 1/2	57	44	32	16	184	65
54877	SFP.70-2+a	G 2	70	59	23	17	179	106

**SFP+F+a**

Code	Description	d	D	L	d <sub>2</sub>	d <sub>3</sub>	h	h <sub>1</sub>	a	⚖
53956	SFP.30-16x1.5+F+a	M16x1.5	31	29.5	10	-	9.5	-	188	34
53976	SFP.30-18x1.5+F+a	M18x1.5	31	29.5	10	-	9.5	-	188	34
53989	SFP.30-20x1.5+F+a	M20x1.5	31	29.5	12	-	9.5	-	188	32
53999	SFP.30-22x1.5+F+a	M22x1.5	31	29.5	12	-	9.5	-	188	33
53939	SFP.30-1/4+F+a	G 1/4	31	29.5	8	-	9.5	-	188	31
54031	SFP.30-3/8+F+a	G 3/8	31	29.5	10	-	9.5	-	188	33
54131	SFP.30-1/2+F+a	G 1/2	31	29.5	12	-	9.5	-	188	34
54231	SFP.40-3/4+F+a	G 3/4	42	36.5	18	-	11.5	-	184	50
54331	SFP.40-1+F+a	G 1	42	36.5	18	-	11.5	-	184	50
54431	SFP.57-1¼+F+a	G1 1/4	57	44	32	-	16	-	184	75
54531	SFP.57-1½+F+a	G1 1/2	57	44	32	-	16	-	184	75
54853	SFP.70-3/4+F+a	G 3/4	70	63	16	35	15	6	173	100
54863	SFP.70-1¼+F+a	G1 1/4	70	59	23	-	17	-	179	105
54879	SFP.70-2+F+a	G 2	70	59	23	-	17	-	179	110

**SFP.70-BA+F+a**

Code	Description	D	L	d <sub>2</sub>	d <sub>4</sub>	h	a	⚖
54883	SFP.70-BA+F+a	70	56	23	39	14	179	100

