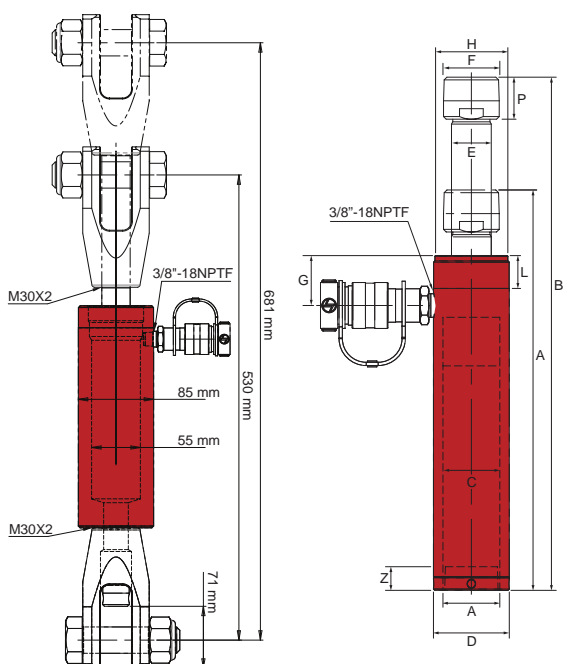


Pull Cylinders

HP Series - High-Tonnage Pulling

- High strength steel construction
- One piece high grade alloy bearing for side load protection and longer life
- Polyurethane cup seal provides optimum performance
- External plunger threads and Internal base threads
- Used for pulling and tensioning
- Maximum working pressure: 10,000 psi / 700 bar
- Spring extend return

HP Series

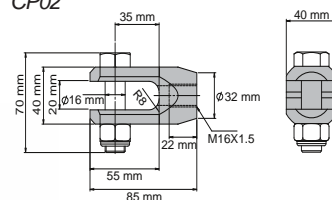


CP02, CP05 & CP10

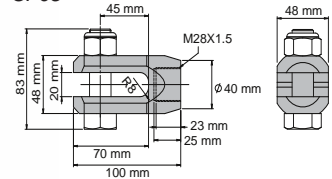
The CP02/CP05/CP10* is a male/female set. This clevis is designed to aid in pulling applications with all the HP series cylinders.



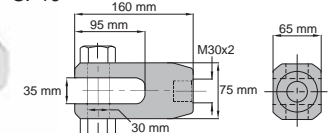
CP02



CP05



CP10



Cylinder Capacity	Stroke (mm)	Model Number	Cylinder Effective Area (cm ²)	Oil Capacity (cc)	Collapsed Height A (mm)	Extended Height B (mm)	Outside Dia. D (mm)	Cylinder Bore Dia. C (mm)	Top to Inlet Port G (mm)	Collar	
										Thread H	Thread Length L (mm)
2.5 Ton / 22 kN	127	HP0205	3.6	46	268	395	48	29	42	1½"-16UN	25
5 Ton / 44 kN	141	HP0505	7.4	104	303	444	57	43	38	2¼"-14UN	25
10 Ton / 100 kN	151	HP1006	15.7	237	299	450	85	55	38	M85x2	25

Model Number	Adapter		Plunger			Base Mounting Hole		Weight (kg)	Optional Clevis
	Thread F (mm)	Length P (mm)	Dia. E (mm)	Thread Length K (mm)	Thread Q (mm)	Thread Y	Depth Z (mm)		
HP0205	¾"-14NPTF	29	19	19	M16 x 1.5	¾"-14NPTF	18	2.9	CP02
HP0505	1¼"-11.5NPTF	32	30	24	M28 x 1.5	1¼"-11.5NPTF	24	4.2	CP05
HP1006*	-	-	32	26	M30 x 2	M30x2	25	9.5	CP10