



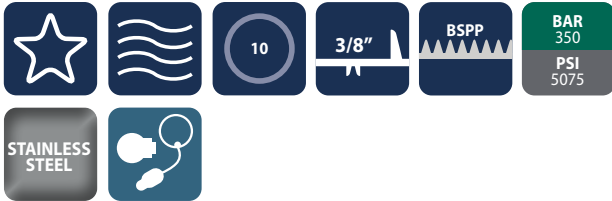
# Free flow, valveless pressure washer couplings

## PWS Series



### INTRODUCTION

Holmbury's PWS Series couplings are able to accommodate high flow rates and minimal pressure drops. The couplings are valveless, hence when disconnected any fluid in the system can escape. This makes these couplings suitable for the transmission of non-hazardous fluids only.



### CONSTRUCTION

- AISI 316 stainless steel
- Fitted with Viton seals
- Also available in carbon steel (See PWC Series)

### FEATURES

- Valveless design allows for high flow rates and minimal pressure drop characteristics
- Female half has double 'O' ring sealing arrangement
- Bidirectional flow

### ACCESSORIES

- Seal kits are available for the PWS (C) Series

### SPECIFICATIONS

- Operating temperatures (with Viton seals): -20°C (-4°F) to 200°C (392°F)

### APPLICATIONS

- Designed for use in pressure washer systems and systems containing non-hazardous fluids

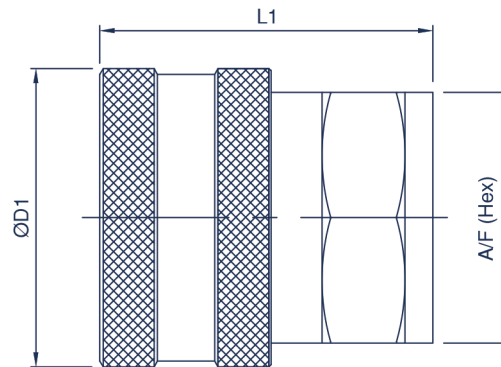
### PWS PERFORMANCE CHARACTERISTICS

Body Size	PWS10	
	Pressure in bar - Flow in LPM	Pressure in PSI - Flow in GPM
Maximum working pressure (Coupled)	350	5075
	1500	21750
Burst pressure (Coupled)	23	6.1
Rated flow		

### SEAL KITS

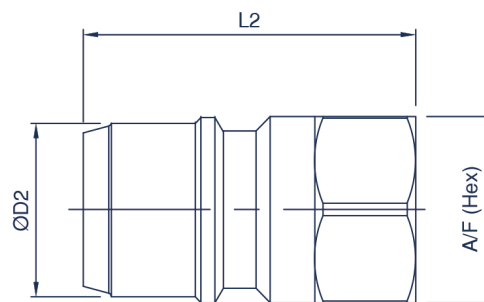
PWC10-F-SEAL KIT

Standard material is Viton



## PWS FEMALE COUPLING

Body Size	Part Number	Thread Size	D1		L1		A/F	
			mm	inch	mm	inch	mm	inch
10 (3/8)	PWS10-F-06G	3/8 BSPP	35.0	1.38	53.4	2.10	30.0	1.18
	PWS10-F-06N	3/8 NPTF	35.0	1.38	53.4	2.10	30.0	1.18



## PWS MALE COUPLING

Body Size	Part Number	Thread Size	D2		L2		A/F	
			mm	inch	mm	inch	mm	inch
10 (3/8)	PWS10-M-06G	3/8 BSPP	20.0	0.79	38.0	1.50	22.0	0.87
	PWS10-M-06N	3/8 NPTF	20.0	0.79	38.0	1.50	22.0	0.87

For all other configurations or thread types please contact the sales office.